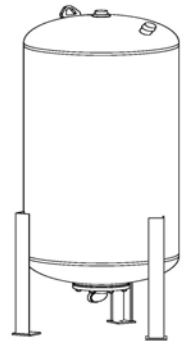


Job Name: _____		
Job No.: _____	JWC Representative: _____	
Tag No.: _____	Submitted By: _____	Date: _____
Engineer: _____	Approved By: _____	Date: _____
Contractor: _____	Order No.: _____	Date: _____

JOPR Series

ASME Bladder Type Hydro-Pneumatic Tanks With Bottom Connection/Type 1 For Potable Water Systems



APPLICATION

- Hydro-pneumatic tanks help protect the pump and pressure switches against short cycling.
- The tanks are designed to deliver water under pressure between pump cycles to meet demand.
- JOPR Series tanks improve the system operation and extend the pump motor service life by reducing surge pressures, dampening pressure spikes, and minimizing pump run-times.

DESIGN PRESSURE AND TEMPERATURE

- Maximum design pressure: 125 PSI (862 kPa)
- Maximum design temperature: 240°F (115°C)

TYPICAL DESIGN SPECIFICATION

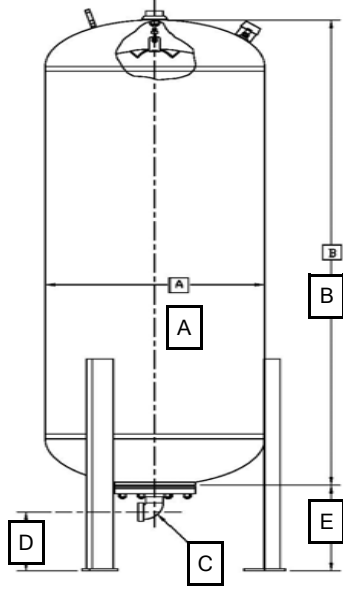
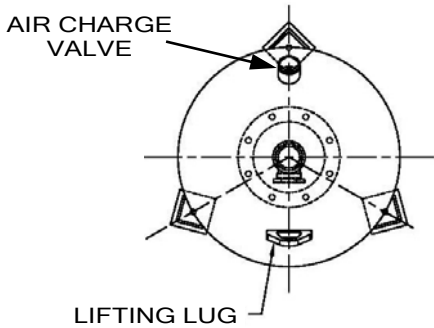
Furnish and install as shown on plans John Wood Model No. JOPR-22-_____ (_____ gallon / _____ liter) ASME pre-charged vertical steel hydro-pneumatic tank with a replaceable heavy-duty butyl rubber bladder. The tank shall have a bottom mounted _____" FNPT galvanized system connection and a charging valve connection (Schrader valve) with full guard to facilitate on-site charging of the tank to meet system requirements. The tank shall be fitted with a lifting lug and angle type legs designed for vertical installation. The tank must be designed and constructed in accordance with the ASME Boiler and Pressure Vessel Code Section VIII, Division 1, with a stamped MAWP of 125 PSI (862 kPa) and a maximum design temperature of 240°F (115°C).

SPECIFICATIONS

- Designed and built in accordance with the ASME BPV Code Section VIII, Division 1
- Installation: vertical
- Shell: Carbon Steel with exterior gray primer finish
- System connection: FNPT bottom mounted Stainless Steel coupling with stainless steel elbow
- Replaceable bladder: high quality butyl rubber, NSF/ANSI Standard 61 bladders are available upon request
- Full acceptance bladder
- Maximum acceptance volume is approximately 90% of the tank capacity
- Air charge valve: ¼" Schrader charging valve, top mounted with protective guard
- Standard factory precharge: 12 PSI



JOPR Series / Type I



OPTIONS	
<input type="checkbox"/>	California Code Sight Glass
<input type="checkbox"/>	Seismic Design

MODEL NUMBER	MAWP	TANK VOLUME		A DIAMETER		B OVERHEADS		C SYS CONN IN (FNPT)	D DIM		E DIM		TANK WEIGHT	
		GAL	L	IN	MM	IN	MM		IN	MM	IN	MM	LBS	KG
JOPR-22-080	125	80	300	20	508	62 $\frac{7}{8}$	1597	2	9 $\frac{5}{8}$	245	14	356	230	104
JOPR-22-105	125	105	400	24	610	56	1422	2	9 $\frac{5}{8}$	245	14	356	305	148
JOPR-22-009	125	120	450	24	610	66	1676	2	9 $\frac{5}{8}$	245	14	356	335	152
JOPR-22-135	125	135	500	24	610	71 $\frac{1}{2}$	1816	2	9 $\frac{5}{8}$	245	14	356	340	154
JOPR-22-011	125	158	600	30	762	58	1473	2	9 $\frac{5}{8}$	245	14	356	435	197
JOPR-22-012	125	211	800	30	762	76	1930	2	9 $\frac{5}{8}$	245	14	356	515	234
JOPR-22-013	125	264	1000	36	914	67	1702	2	9 $\frac{5}{8}$	245	14	356	600	272
JOPR-22-014	125	317	1200	36	914	78 $\frac{1}{2}$	1994	2	9 $\frac{5}{8}$	245	14	356	675	306
JOPR-22-015	125	370	1400	36	914	91	2311	2	9 $\frac{5}{8}$	245	14	356	760	346
JOPR-22-016	125	422	1600	48	1219	63 $\frac{1}{2}$	1613	2	9 $\frac{5}{8}$	245	14	356	1075	488
JOPR-22-017	125	528	2000	48	1219	77 $\frac{3}{8}$	1965	2	9 $\frac{5}{8}$	245	14	356	1235	561
JOPR-22-018	125	660	2500	48	1219	94	2388	2	9 $\frac{5}{8}$	245	14	356	1435	641
JOPR-22-019	125	793	3000	48	1219	122 $\frac{1}{8}$	3121	2	9 $\frac{5}{8}$	245	14	356	1900	863
JOPR-22-020	125	1056	4000	54	1372	132	3429	2 $\frac{1}{2}$	7 $\frac{3}{8}$	187	14	356	2350	1067
JOPR-22-021	125	1320	5000	54	1372	151	3835	2 $\frac{1}{2}$	7 $\frac{1}{4}$	184	14	356	2525	1146
JOPR-22-022	125	1600	6050	72	1829	107	2718	3	7 $\frac{1}{4}$	184	14	356	3425	1555
JOPR-22-023	125	2000	7600	72	1829	130	3302	3	7 $\frac{1}{4}$	184	14	356	4145	1882
JOPR-22-024	125	2640	10000	72	1829	164	4166	3	7 $\frac{1}{4}$	184	14	356	4900	2225
JOPR-22-028	125	2800	10600	72	1829	174	4420	3	8 $\frac{3}{8}$	213	14	356	5225	2406
JOPR-22-030	125	3000	11400	72	1829	186	4724	3	7 $\frac{1}{4}$	184	14	356	5550	2520
JOPR-22-039	125	3963	15000	72	1829	232 $\frac{3}{4}$	5842	3	7 $\frac{1}{4}$	184	14	356	6635	3012

Dimensions are approximate and subject to change
 Dimensions should not be used for pre-piping
 Weights are approximate
 *Stock model

